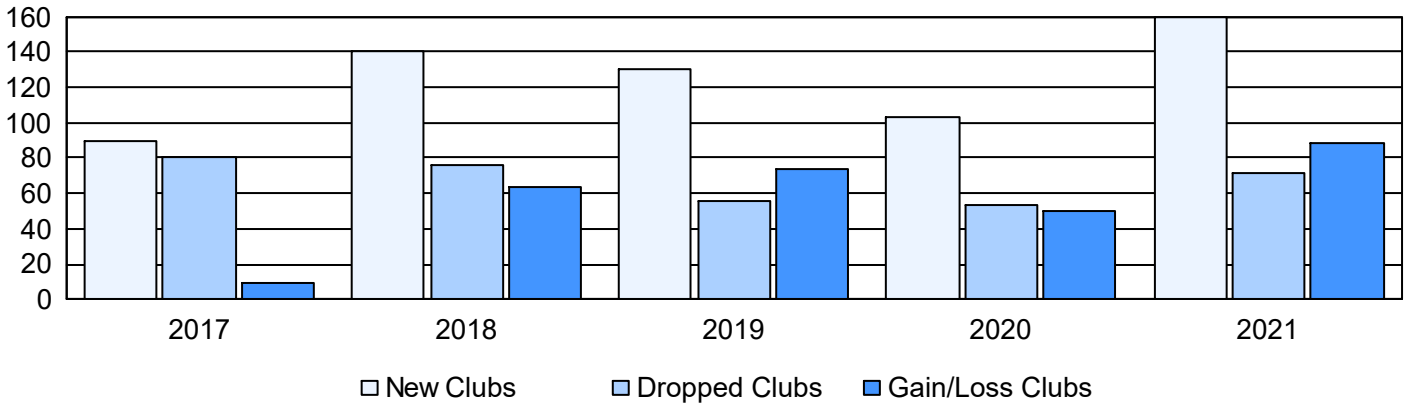
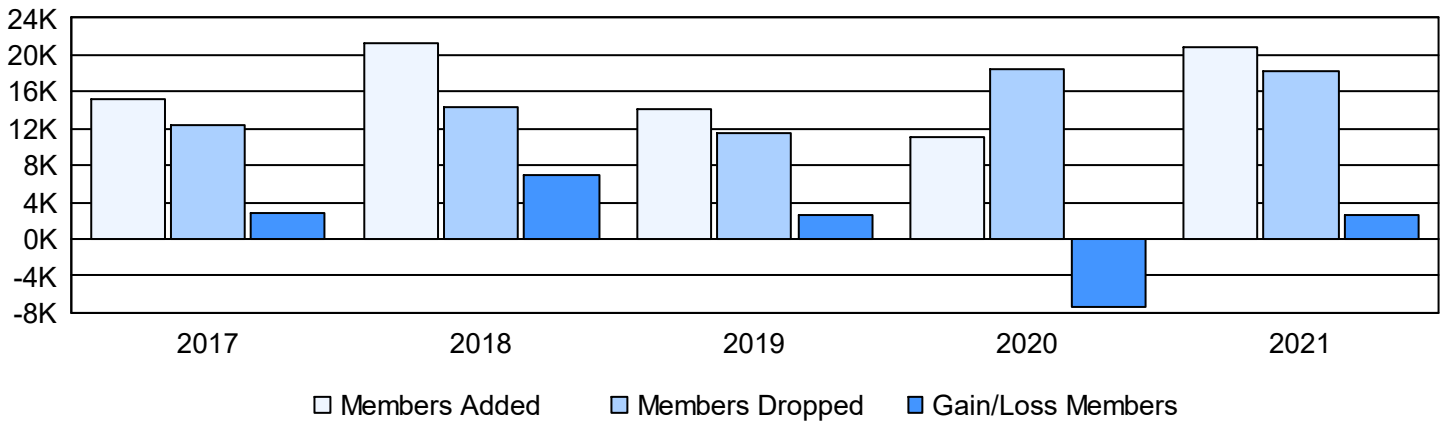


Year	New Clubs	Dropped Clubs	Gain/ Loss Clubs	New Members	Charter Members	Reinstate Members	Transfer Members	Total Member Added	Total Members Dropped	Gain/ Loss Members
2016-2017	90	81	9	10,941	2,915	1,125	188	15,169	12,292	2,877
2017-2018	140	76	64	15,190	3,826	1,980	315	21,311	14,409	6,902
2018-2019	130	56	74	9,079	3,902	1,017	145	14,143	11,585	2,558
2019-2020	103	53	50	6,674	2,892	1,223	309	11,098	18,446	-7,348
2020-2021	160	72	88	11,941	4,828	3,341	695	20,805	18,245	2,560
<b>Average</b>	<b>125</b>	<b>68</b>	<b>57</b>	<b>10,765</b>	<b>3,673</b>	<b>1,737</b>	<b>330</b>	<b>16,505</b>	<b>14,995</b>	<b>1,510</b>

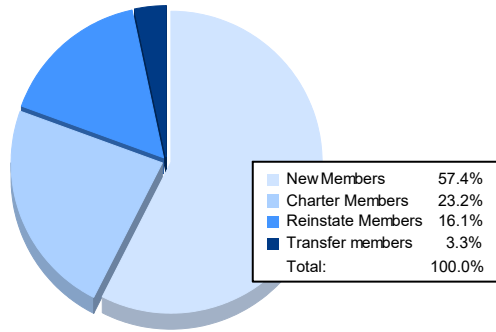
### Clubs



### Members



### Membership Composition June 2021 Cumulative



### Gender Composition June 2021 Cumulative

